








Red Dot ATV Trail

TRAILS

-  Red Dot ATV Trail
(open to class 2 ATVs)
-  Moose Walk ATV Trail
(open to class 2 ATVs)
-  North Shore State Trail
(unpaved, ATVs prohibited)

FACILITIES


-  Parking
-  Campground
-  Picnic Area
-  Information/Park Office



Red Dot ATV Trail



ATV Use Only



The Red Dot ATV Trail

runs for 27.6 miles in northeastern Minnesota's Lake County. The trail connects the towns of Beaver Bay and Silver Bay, and runs through the Palisade Valley Recreation Unit of Tettegouche State Park. The trail is open to ATVs only, May 15 - November 30.

This Grant-in-Aid trail has been cooperatively developed by the local ATV club, Lake County, and the DNR using funds generated by Off-Highway Vehicle (OHV) registration fees and a portion of Minnesota's gas tax that has been set aside for OHV recreation.

Nearby Facilities: in Silver Bay. Camping and picnic facilities are available in Tettegouche State Park, however, there are no ATV accessible campsites or trail connections from the park to the trail. Camping is limited to designated campsites.

Directions / Parking - Beaver Bay: The trailhead is located on the north side of Highway 4, 1/2-mile west of Highway 61.

Silver Bay: Off Highway 5 on west side of town.

**Red Dot ATV Trail
is classified as**



General rules and restrictions

For more detailed information on rules and restrictions, please refer to the booklet **Off-Highway Vehicle Regulations**. To receive a free copy call the DNR Information Center at 1-888-MINNDNR or (651) 296-6157.

In general you may operate an off-highway vehicle:

- On your own land.
- On private land with the landowner's permission.
- On frozen waters where you have legal access (if not restricted by law or local ordinances).
- On land posted with signs specifically permitting the use of off-highway vehicles.

You may not operate an off-highway vehicle:

- On the median of a four-lane highway.
- Within the right-of-way of any interstate highway
- At airports.
- In any state park, state recreation area, state historic site, Wildlife Management Area or state Scientific and Natural Area with the exception of posted trails and areas.
- On any frozen waters where you don't have legal access.
- In any areas restricted by local ordinances or municipalities.
- In a tree nursery or planting area.

Safety First!

- Read the owner's manual and know your vehicle.
- Check your vehicle before you ride.
- Wear appropriate protective equipment and clothing.
- Don't lend your vehicle to unskilled riders.
- Supervise young or inexperienced riders.
- Never carry a passenger on vehicles intended for one person.
- Ride straight--no alcohol or drugs.
- Let trail conditions determine safe speeds.
- Stay to the right on trails.
- Stay away from open water, thin ice and wetlands
- Know the weather forecast.
- Use your headlight and make sure your taillight is working.
- Maintain safe distances when riding with others.
- Reduce your speed when riding at night.
- Yield to other motor vehicles and trail users.
- Young or beginning riders should take an all-terrain vehicle or off-highway motorcycle safety training course offered by the DNR.

What are you riding?

Not all off-highway motor vehicles can be ridden on all trails. The following descriptions can help you be certain that what you're riding is permitted on the trail you chose.

ATVs - All-Terrain Vehicles are motorized, flotation-tired vehicles with at least three, but no more than six low pressure tires, with an engine displacement of less than 800 cubic centimeters.

Class 1 ATVs have a total dry weight of less than 900 pounds.

Class 2 ATVs have a total dry weight of between 900 and 1,500 pounds.

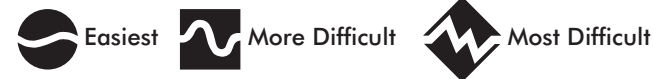
OHMs - Off-Highway Motorcycles are vehicles traveling on two wheels that have a seat or saddle designed to be straddled by the operator and have handlebars for steering control. Motorcycles may be legal for highway use and still considered to be OHMs if used for off-highway operation on trails or natural terrain.

ORVs - Off-Road Vehicles are motorized, recreational vehicles capable of cross-country travel on natural terrain, such as four-wheel-drive trucks or ATVs over 1,500 pounds.

What's New?

In 2003, the use of off-highway vehicles (OHVs) was banned in certain types of wetlands. The 2004 Legislature removed portions of that broad ban, and added new restrictions on where OHVs can travel. The new law does not differentiate between public and private wetlands in restricting OHV operation. It attempts to rely less on a recreational rider's knowledge of various wetland types and to make the rider generally more cautious of traveling on any wetland that is not part of an approved trail system. In addition, it allows exemptions for non-recreation use of OHVs in public waters and wetlands for various work-related activities.

Trail difficulty ratings



**Yellow directional arrows
are placed along the trail.**

For More Information

Find The Trails
.com



Before you go...

A little planning will go a long way to ensure a safe and enjoyable riding experience. Remember to wear appropriate protective gear, review the current *Off-Highway Vehicle Regulations*, and keep your vehicle in good operating condition. Inexperienced riders should take a certified training course and understand the safety features of their vehicles before going out on trails.

Check the DNR's website for the latest information about regulations and safety training courses. Contact local trail office prior to your visit to be aware of current trail conditions.

Visitor Information

Department of Natural Resources Information Center
(651) 296-6157 (metro area & outside MN)
1-888-MINNDNR / 1-888-646-6367 (MN toll free)

TDD (Telecommunications Device for Deaf)
(651) 296-5484 (metro area)
1-800-657-3929 (MN toll free)

www.dnr.state.mn.us or www.findthetrails.com

Trail Area Information

Bill Ylatupa, Trail Administrator
(218) 226-4608

Tettegouche State Park
(218) 226-4604

**If you have a medical emergency please
DIAL 911**



© 2005, State of Minnesota, Department of Natural Resources • This publication is available in alternative format • Printed on recycled paper.